

SOCIAL FURNITURE

SUS W lockers with compartments

Lockers with compartments, thanks to their functionality, variety and aesthetic values may be used in a wide range of facilities, e.g. in changing rooms, kindergartens, schools, boarding schools, swimming pools, fitness clubs, gyms, railway stations, workplaces - for storing briefcases, handbags, hard hats etc.

■ Welded construction based on closed profiles improves the rigidity of wardrobes.

The main advantage of SUM W, SUS W, SUL W lockers produced on the new line is their advanced construction based on closed profiles, which are implemented into the sides of doors, in the middle of the body and at the bottom of a locker. Lockers are certified, approved and they meet EU safety standards.



ADVANTAGES OF LOCKERS



MEDALIST WARDROBES



wide range of standard equipment



16 colours at no extra charge



various locks to choose from



slanted tops, benches, socles, feet etc.



various prices



certificates, seals of approval, declarations

SOCIAL FURNITURE

SUS W lockers with compartments 300 mm wide module

- Depending on customer needs we offer different types of SUS W lockers with compartments:
 - 300 and 400 mm wide modules,
 - various number of compartments.
- A modern design perforation system (WEMO - registered industrial design) allows for free air circulation.
- For accessories available - see pages 190-191.



STANDARD EQUIPMENT









TECHNICAL SPECIFICATION



bar with hooks
(in two tier lockers)



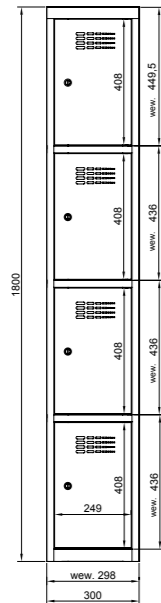
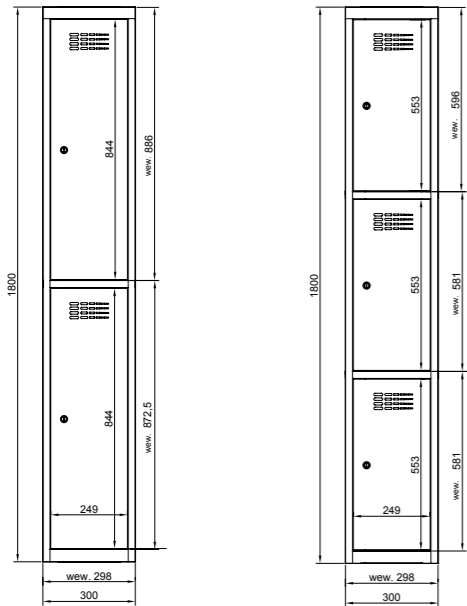
self-adhesive nameplate

300 mm wide module								
Name	SUS 312 W	SUS 312 W n	SUS 322 W	SUS 322 W n	SUS 332 W	SUS 332 W n	SUS 342 W	SUS 342 W n
Code	WSU 0106020104	WSU 0106020204	WSU 0107020104	WSU 0107020204	WSU 0108020104	WSU 0108020204	WSU 0109020104	WSU 0109020204
Height (mm)	1800	1940	1800	1940	1800	1940	1800	1940
Width (mm)	300		600		900		1200	
Depth (mm)	500		500		500		500	
Number of segments	1		2		3		4	
Number of doors	2		4		6		8	
Legs	-	+	-	+	-	+	-	+



SOCIAL FURNITURE

SUS W lockers with compartments 300 mm wide module



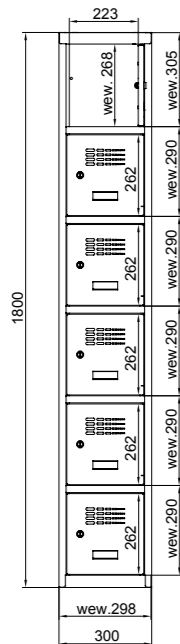
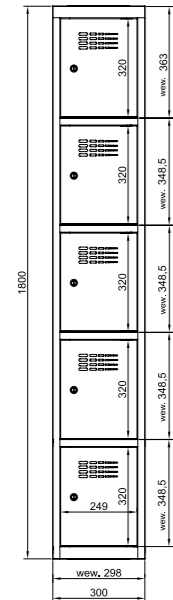
300 mm wide module									
	Name	SUS 313 W	SUS 313 W n	SUS 323 W	SUS 323 W n	SUS 333 W	SUS 333 W n	SUS 343 W	SUS 343 W n
	Code	WSU 0111020101	WSU 0111020201	WSU 0112020101	WSU 0112020201	WSU 0113020101	WSU 0113020201	WSU 0114020101	WSU 0114020201
	Height (mm)	1800	1940	1800	1940	1800	1940	1800	1940
	Width (mm)	300		600		900		1200	
	Depth (mm)	500		500					
	Number of segments	1		2		3		4	
Number of doors	3		6		9		12		
Legs	-	+	-	+	-	+	-	+	




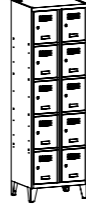

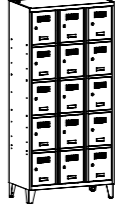


300 mm wide module									
	Name	SUS 314 W	SUS 314 W n	SUS 324 W	SUS 324 W n	SUS 334 W	SUS 334 W n	SUS 344 W	SUS 344 W n
	Code	WSU 0116020101	WSU 0116020201	WSU 0117020101	WSU 0117020201	WSU 0118020101	WSU 0118020201	WSU 0119020101	WSU 0119020201
	Height (mm)	1800	1940	1800	1940	1800	1940	1800	1940
	Width (mm)	300		600		900		1200	
	Depth (mm)	500		500					
	Number of segments	1		2		3		4	
Number of doors	4		8		12		16		
Legs	-	+	-	+	-	+	-	+	

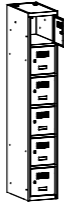
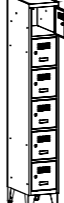
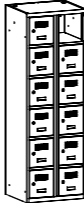


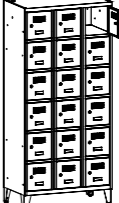




SOCIAL FURNITURE

SUS W lockers with compartments 300 mm wide module




300 mm wide module									
	Name	SUS 315 W	SUS 315 W n	SUS 325 W	SUS 325 W n	SUS 335 W	SUS 335 W n	SUS 345 W	SUS 345 W n
	Code	WSU 0121020101	WSU 0121020201	WSU 0122020101	WSU 0122020201	WSU 0123020101	WSU 0123020201	WSU 0124020101	WSU 0124020201
	Height (mm)	1800	1940	1800	1940	1800	1940	1800	1940
	Width (mm)	300		600		900		1200	
	Depth (mm)	500		500					
	Number of segments	1		2		3		4	
Number of doors	5		10		15		20		
Legs	-	+	-	+	-	+	-	+	

300 mm wide module									
	Name	MSus 316	MSus 316 Legs	MSus 326	MSus 326 Legs	MSus 336	MSus 336 Legs	MSus 346	MSus 346 Legs
	Code	MSU 0130020101	MSU 0130020201	MSU 0131020101	MSU 0131020201	MSU 0132020101	MSU 0132020201	MSU 0133020101	MSU 0133020201
	Height (mm)	1800	1940	1800	1940	1800	1940	1800	1940
	Width (mm)	300		600		900		1200	
	Depth (mm)	500		500					
	Number of segments	1		2		3		4	
Number of doors	6		12		18		24		
Legs	-	+	-	+	-	+	-	+	

SOCIAL FURNITURE





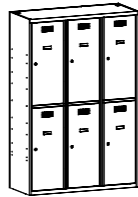
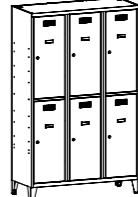
SUS W
lockers with compartments
400 mm wide module



TECHNICAL SPECIFICATION



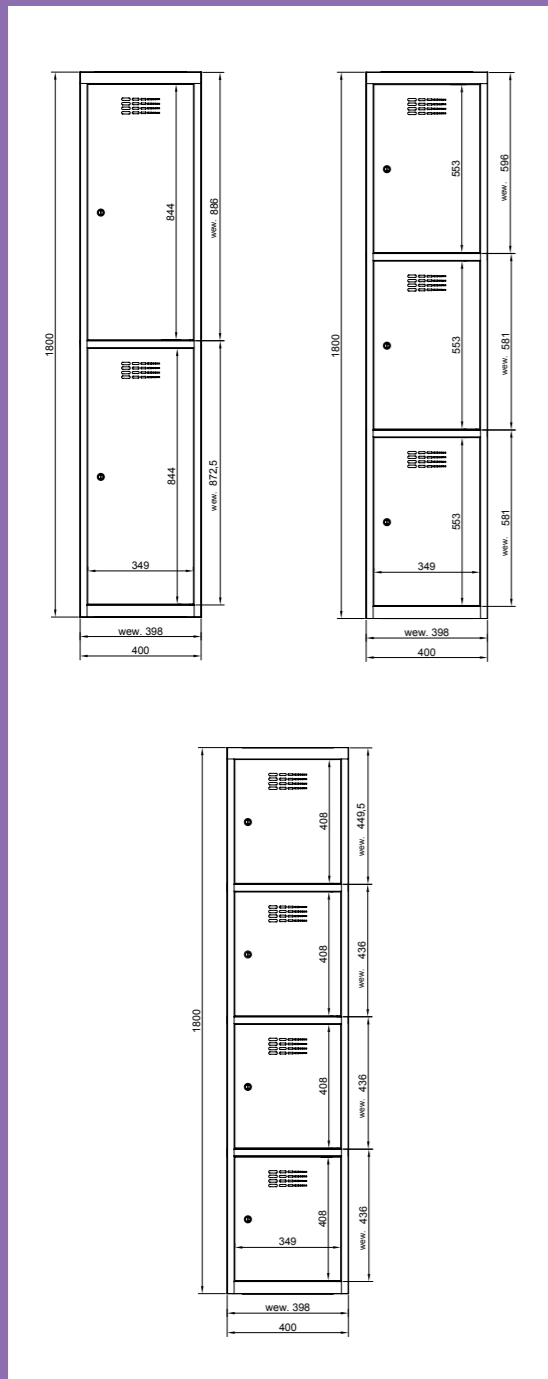
MEDALIST WARDROBES

400 mm wide modules						
Name	SUS 412 W	SUS 412 W n	SUS 422 W	SUS 422 W n	SUS 432 W	SUS 432 W n
Code	WSU 0206020104	WSU 0206020204	WSU 0207020104	WSU 0207020204	WSU 0208020104	WSU 0208020204
Height (mm)	1800	1940	1800	1940	1800	1940
Width (mm)	400		800		1200	
Depth (mm)	500		500			
Number of segments	1		2		3	
Number of doors	2		4		6	
Legs	-	+	-	+	-	+



SOCIAL FURNITURE

SUS W lockers with compartments 400 mm wide module



400 mm wide modules						
	SUS 413 W	SUS 413 W	SUS 423 W	SUS 423 W	SUS 433 W	SUS 433 W
Name	SUS 413 W	SUS 413 W	SUS 423 W	SUS 423 W	SUS 433 W	SUS 433 W
Code	WSU 0211020101	WSU 0211020201	WSU 0212020101	WSU 0212020201	WSU 0213020101	WSU 0213020201
Height (mm)	1800	1940	1800	1940	1800	1940
Width (mm)		400	800		1200	
Depth (mm)		500	500			
Number of segments		1	2		3	
Number of doors		3	6		9	
Legs	-	+	-	+	-	+

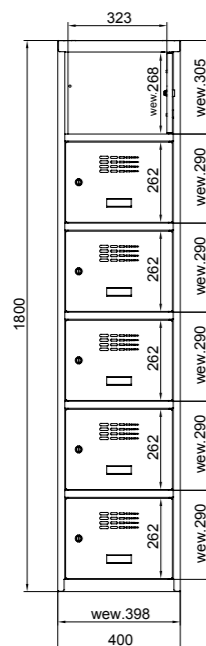
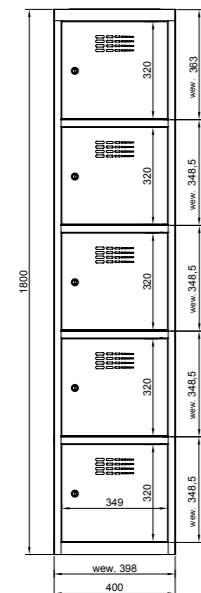
400 mm wide modules						
	SUS 414 W	SUS 414 W	SUS 424 W	SUS 424 W	SUS 434 W	SUS 434 W
Name	SUS 414 W	SUS 414 W	SUS 424 W	SUS 424 W	SUS 434 W	SUS 434 W
Code	WSU 0216020101	WSU 0216020201	WSU 0217020101	WSU 0217020201	WSU 0218020101	WSU 0218020201
Height (mm)	1800	1940	1800	1940	1800	1940
Width (mm)		400	800		1200	
Depth (mm)		500	500			
Number of segments		1	2		3	
Number of doors		4	8		12	
Legs	-	+	-	+	-	+





SOCIAL FURNITURE

SUS W lockers with compartments 400 mm wide module



400 mm wide modules							
	Name	SUS 415 W		SUS 415 W	SUS 425 W	SUS 425 W	SUS 435 W
Code	WSU 0221020101	WSU 0221020201		WSU 0222020101	WSU 0222020201	WSU 0223020101	WSU 0223020201
Height (mm)	1800	1940		1800	1940	1800	1940
Width (mm)		400		800		1200	
Depth (mm)		500		500			
Number of segments		1		2		3	
Number of doors		5		10		15	
Legs	-	+		-	+	-	+

400 mm wide modules							
	Name	MSus 416		MSus 416 Legs	MSus 426	MSus 426 Legs	MSus 436
Code	MSU 0230020101	MSU 0230020201		MSU 0231020101	MSU 0231020201	MSU 0232020101	MSU 0232020201
Height (mm)	1800	1940		1800	1940	1800	1940
Width (mm)		400		800		1200	
Depth (mm)		500		500			
Number of segments		1		2		3	
Number of doors		6		12		18	
Legs	-	+		-	+	-	+

SOCIAL FURNITURE

LOCKERS WITH COMPARTMENTS WITH SHELVES

Lockers are made of top-quality powder coated steel. We use powder coatings from leading global manufacturers. A wide range of standard colours - 16 RAL colours. Our lockers have declarations and certificates of compliance with both Polish and European norms, as well as hygienic certificate issued by PZH (National Institute of Public Health).

- Lockers may be put:
 - directly on the floor,
 - on socles (from WSU lockers) - total height of a locker on socles is 1940 mm,
 - on bench (from WSU lockers) - total height of a locker on bench is 2190 mm,
 - on legs - total height of a locker on legs is 1940 mm.

- Lockers are equipped with:
 - a bookshelf,
 - 2 hooks for hanging clothes placed on the side of the shelf,
 - a self-adhesive nameplate,
 - a key lock or a lock for a padlock,
 - other locks - on special request.

- There is a possibility of adding a 200 mm high slanted top.

- For accessories available - see pages 190-191.



ADVANTAGES OF LOCKERS



bookshelf



2 hooks for clothes



the bottom - standard



legs - on request



socle - on request



benches - on request